

The Red Dragon Inn

Introduction

Welcome to The Red Dragon Inn! If you have never played The Red Dragon Inn before, please read the first three pages of this document (up to “Other Rules”). The “Other Rules” section is mainly clarifications that you may not need during your first game.

If you have played before, please review the “Other Rules” section, since a few of the rules may be different from what you’re used to.

Components

4 Character Decks (Deirdre, Fiona, Gerki, and Zot), 4 Player Mats, Drink Deck, 4 Fortitude Markers (red), 4 Alcohol Content Markers (clear), Gold Pieces

Object of the Game

Keep your Gold and stay conscious. If you run out of Gold, or if your Alcohol Content is ever greater than or equal to your Fortitude, you are out of the game.

Getting Started

Shuffle the Drink Deck and place it where everyone can reach it. Leave space for a discard pile next to the Drink Deck.

Each player takes a player mat, a red marker, a clear marker, and one of the Character Decks.

Shuffle your Character Deck and place it on the space labeled Deck on your player mat. When you must discard Character Deck Cards, place them in the space labeled Discard on your Player Mat.

Take 10 Gold. This is your “Stash.” (For games with 2 players, take 8 Gold instead. For games with 7 or more players, take 12 Gold instead.) Put the extra Gold to the side. This is the “Inn.”

Place the red marker on the 20 on your player mat. This is your Fortitude. Place the clear marker on the 0 on your player mat. This is your Alcohol Content.

Take a card from the Drink Deck and place it face down on the space labeled Drink Me! This is your Drink Me! Pile. Do not look at the cards in your Drink Me! Pile yet.

Draw the top seven cards from your Character Deck. This is your hand. You may look at these cards, but you must keep them hidden from the other players.

Choose someone to go first.

On Your Turn

Your turn consists of four Phases, which must be played in order: Discard and Draw, Action, Buy Drinks, Drink.

1. Discard and Draw

You may discard any cards from your hand that you do not want and then draw from your Character Deck until you are holding seven cards. You may not play any cards or effects until you have finished drawing cards.

If you draw the last card from your Character Deck, shuffle your discarded Character Cards and put them back on the Deck space on your player mat.

If you are holding seven or more cards you may opt to keep all of them and draw no new cards.

2. Action

You may play one Action Card. To play an Action Card, read the title of the card out loud, give other players a chance to respond to the card, then follow any instructions on the card and discard it to the Discard space on your Player Mat.

If you play a “Gambling? I’m in!” card, you start a Round of Gambling (see “Gambling” below for more details).

If you cannot or do not want to play an Action Card, skip this Phase.




3. Buy Drinks

Take the top card from the Drink Deck and place it face down, without looking at it, on top of any other player's Drink Me! Pile.

You do not have to pay Gold when you buy Drinks in this way. The Inn keeps a tab, and you will pay for these Drinks later. (See “More Drink Rules” below for details.)

4. Drink

Reveal the top card of your Drink Me! Pile, follow the instructions on the card and place it in the Drink Deck discard pile. If you don't have any cards on your Drink Me! Pile when you have to drink, you start to sober up; reduce your Alcohol Content by one.



Ending Your Turn

After you have resolved the effects of your Drink Phase, the player to your left goes next.

Sometimes and Anytime Cards



Sometimes Cards

Sometimes Cards can only be played under certain conditions. Each Sometimes Card states the conditions under which it can be played in the text on the card.

Some Sometimes Cards allow you to Negate or Ignore another card. These cards are described in "Negate and Ignore Effects" under "Other Rules".

You may play multiple Sometimes Cards in response to the same game event, even if they are multiple copies of the same card. However, you must play the cards one at a time and give your opponents an opportunity to respond to each one.

Anytime Cards

Anytime Cards can be played at any time, even if they interrupt another action.

Relevant Sometimes and Anytime Cards may be played in any Phase of a turn, either before or after the special action for that Phase. For example, you may play an Anytime Card during your Discard and Draw Phase before you discard and draw.

If two or more players would like to play Sometimes or Anytime Cards at the same time, see "Timing" under "Other Rules".



Losing the Game

Running Out of Gold

If you run out of Gold, the Wench kicks you out of the Inn and you must spend the rest of the night out in the stables. You are out of the game.

Passing Out

If your Alcohol Content is ever greater than or equal to your Fortitude, you fall unconscious and the Wench drags you up to your room to sleep it off. Your Gold is divided between the Inn and any players still in the game. Split your Gold in half. One half, and any remainder, goes to the Inn. What's left gets split evenly among the remaining players, with any remainder going to the Inn. You are out of the game.

If you run out of Gold or pass out, you don't lose immediately. First, finish resolving any cards that have been played but have not yet resolved. After these cards resolve, you have one last chance to play Sometimes or Anytime Cards to save yourself or attack others. If you can't save yourself, then you're out of the game.

If you have any cards in your Drink Me! Pile when you lose, put them in the Drink Deck discard pile.

It is possible for multiple players to lose at the same time. If this happens, first determine which players are passing out. Each of those players divides their Gold among the remaining players as described above. After this, if any players have no Gold, they lose the game as well. This means that if one player passes out and another runs out of Gold simultaneously, the player who is running out of Gold could be saved by getting a share of the Gold from the other player!

If all remaining players would lose the game simultaneously, the game is a tie between those players.

Gambling

When a player plays "Gambling? I'm in!" as their Action, this starts a Round of Gambling.

When a Round of Gambling begins, normal play is suspended and each player must ante 1 Gold. To do this, they put 1 Gold in the middle of the playing area (make sure not to get this Gold confused with the Inn's Gold).

The player who started the Round of Gambling is currently winning ("in control" of the Round).

Play proceeds clockwise around the table from the player who started the Round. On your turn you may either play a Gambling or Cheating Card or pass.



Play a Gambling or Cheating Card: Playing either of these two types of card gives you control of the Round of Gambling. The card you play may have other effects, as well.

Pass: You may choose to pass instead of playing a card. You may pass even if you have a Gambling or Cheating Card that you could play. If you pass, you are still in the Round of Gambling and may play Gambling or Cheating Cards later in the Round, as long as the Round does not end first.

Ending the Round

If you play a Gambling or Cheating Card and everyone else passes, the Round of Gambling ends. You win. Take all of the anted Gold and add it to your Stash.

As soon as the last player passes, the Round of Gambling ends immediately. You may not play cards that would affect the Round after this point unless the card explicitly states that you can. In particular, "Oh, I guess the Wench thought that was her tip..." may *not* be played after the last player has passed.

When the Round of Gambling is over, normal game play resumes. The player who started the Round moves on to their Buy Drinks Phase.



Winning Hand!

"Winning Hand!" is a special Gambling Card because only Cheating Cards can be used to take control after it has been played. If "Winning Hand!" is played and it is followed by a Cheating Card, then any Gambling or Cheating Card can be played next. Just remember:

- A Cheating Card can be played after anything.
- A Gambling Card can be played after anything except a "Winning Hand!"

Leaving a Round

Some cards allow you to leave a Round of Gambling. If you leave a Round of Gambling, you cannot play Gambling or Cheating Cards for the rest of that Round, but you may still play Sometimes or Anytime Cards. You are no longer affected by cards that require you to ante, such as "I raise!"

If you start a Round of Gambling, then immediately leave the Round (for example, with "Gambling? I'm in!" followed by "Go away! I'm polishing my arsenal"), then the Round begins but currently has no winner. If the Round ends before any player takes control, all anted Gold goes to the Inn.

Forcing a Player to Leave a Round of Gambling

Some cards force a player to leave a Round of Gambling. When a player is forced out of the Round, each player, including the one being forced out, has a chance to respond (for example, with "Oh, I guess the Wench thought that was her tip...", "They might not know you're cheating, but my Goddess does!", or another anti-cheat card).

If forcing a player out would cause there to be only one player left in the Round, players have a final chance to respond as described above. If no player does, the Round of Gambling ends and the remaining player wins.

Running out of Gold During Gambling

If you run out of Gold during a Round of Gambling, you will remain in the game at least until the Round of Gambling ends, even if you leave the Round of Gambling or are forced out. Ignore any effects that force you to pay or ante Gold. If you do not win the Round of Gambling, you are out of Gold and out of the game!

If you play a card that would require players to ante, but you cannot ante (because you are out of Gold and cannot use a card like "Illusionary coin" from The Red Dragon Inn 2), then no player is required to ante.

Gambling Example:

On his turn, Zot plays "Gambling? I'm in!" to start a Round of Gambling.

Deirdre plays "I'm saving this money for the poor" to leave the Round of Gambling. She does not have to ante, but she cannot play any Gambling or Cheating Cards for the rest of this Round.

Zot, Gerki, and Fiona each ante one Gold. Since Zot started the Round, he's winning (in control).

Gerki goes next. He passes.

Fiona plays "I raise," a Gambling Card that forces all players in the Round to ante an additional Gold. Zot, Gerki, and Fiona each ante one more Gold (bringing the pot to 6 Gold). The "I raise" card also puts Fiona in control of the Round of Gambling, so she is now winning.

Zot plays "Winning Hand!" This is a special Gambling Card that can only be beaten by Cheating Cards. Zot is now winning.

Gerki plays "Oops...I dropped my cards," a Cheating Card. Gerki is now winning.

Fiona passes.

Zot plays "Gambling? I'm In!" In addition to starting a Round of Gambling, "Gambling? I'm in!" can be used during a Round to take control. Zot is now winning.

Gerki passes and so does Fiona.


Zot wins the 6 Gold in the pot.

More Drink Rules

Running Out of Drinks

When you reach the end of the Drink Deck, each player must pay one Gold to the Inn to get the Wench to bring more Drinks.

After each player pays one Gold, shuffle the discarded Drink Cards into a new Drink Deck. This happens instantly, so the Drink Deck is never out of cards. Drink Cards that have been put on Drink Me! Piles remain where they are.



Drink Events

Some cards in the Drink Deck are Drink Event Cards. If you reveal a Drink Event Card, follow the instructions on the card. Cards that affect Drink Cards do not affect Drink Event Cards unless they specifically say that they do so.

Chasers

If you reveal a Drink Card that has the phrase "with a Chaser" in the title, reveal the next card from the same deck from which you revealed the original Drink. If it's a Drink Card, add its effects to the original Drink. If it's another Drink with a Chaser, add its effects to the original Drink and reveal the next Drink Card from the same deck.

If no cards remain in your Drink Me! Pile, or if you reveal a Drink Event Card as your Chaser, there is no additional effect. Do not continue revealing cards. You do not sober up if your Drink Me! Pile runs out while revealing Chasers.

The Drink Deck is never out of cards, so if you run out of cards in the Drink Deck while revealing Chasers, follow the Running Out of Drinks rule and then continue revealing Chasers.

The original Drink and its Chasers all count as a single Drink. A card that allows you to Ignore a Drink will Ignore the original Drink and all of its Chasers.

No player may respond to a Drink until all of its Chasers have been revealed.

Chaser Example 1: *Fiona drinks from her Drink Me! Pile and gets Wine with a Chaser. She reveals the next card on her Drink Me! Pile and gets Dragon Breath Ale. She adds the effects of both Drinks, for a total Alcohol Content of 6. Fiona plays "This is just the thing to get the rust off my armor!" to Ignore the Drink, so she gains no Alcohol Content.*

Chaser Example 2: *During a Drinking Contest, Deirdre reveals Light Ale with a Chaser from the top of the Drink Deck. She reveals the next card from the Drink Deck and gets Round on the House. Since Round on the House is a Drink Event Card, it has no effect as a Chaser. Deirdre gains 1 Alcohol Content.*



Other Rules

Minimum and Maximum Fortitude, Alcohol Content, Gold

Your Fortitude and Alcohol Content can never go below 0 or above 20. Your Gold can never go below 0, but it has no maximum. If the Inn runs out of Gold Pieces, use some other markers as a substitute.

If a card effect cannot fully take effect due to these limits, the card still takes effect as completely as it is able.

Example: Gerki is at 20 Fortitude. Deirdre plays “Prayer of Healing” to make Gerki gain 2 Fortitude and pay her 1 Gold. Gerki cannot gain 2 Fortitude, since he is already at 20, but he still must pay Deirdre 1 Gold.

Cards That Affect Your Fortitude, Alcohol Content, Gold

Some cards specify that they can be played in response to a card that affects your Fortitude, Alcohol Content or Gold. A card affects one of these attributes only if it could directly change that attribute when it takes effect.

If a card could normally affect an attribute but can’t because that attribute is already at its minimum or maximum value, the card is still considered to affect that attribute.

Gambling Cards that cause you to ante are not considered to be directly affecting your Gold. Newer cards make this rule explicit. The corresponding older cards should be played similarly, even though the exception is not written on the cards in previous editions.

Example: Fiona plays “Tip the Wench” to make Gerki pay 1 Gold to the Inn. In response, Gerki plays “Hey! Where’d the little guy go?”, allowing him to Ignore the card, since it directly affects his Gold.

Example: Zot reveals Wine on his Drink Phase. Gerki plays “Slip a mickey” to add 2 Alcohol Content to the Wine. Zot may not play “The stars say, ‘No!’” here, because Gerki’s card is not affecting his Alcohol Content directly—it is affecting the Wine.

Example: Zot reveals Dragon Breath Ale on his Drink Phase. He plays “Bad Pooky! Don’t drink that!” to Ignore the Drink. Deirdre plays “I don’t think so!” to Negate “Bad Pooky! Don’t drink that!” Zot may not play “The stars say, ‘No!’” here, because Deirdre’s card is not affecting his Alcohol Content directly—it is Negating Zot’s card that would allow him to Ignore the Drink.

Example: Zot wins a Round of Gambling. At the end of the Round, Gerki plays “Um...I know you think you won, but...” to take the pot. Zot may not play “The stars say, ‘No!’” here, because Gerki’s card is not directly affecting Zot’s Gold. It is affecting the outcome of the Round of Gambling.

Redirecting Damage

Some cards, such as “I’m not Eve. She’s over there” (from The Red Dragon Inn 2) allow damage to be redirected from one player to another. When this happens, the game treats the Fortitude loss as though it came from its original source.

Redirection Example: Gerki plays “How did this get stuck in your back?” to make Eve lose 2 Fortitude. Eve plays “I’m not Eve. She’s over there” to redirect the damage to Deirdre. When the damage resolves, Deirdre plays “My Goddess doesn’t like that!” to deal 2 damage the player who hit her. Deirdre’s card causes Gerki to lose 2 Fortitude, not Eve.

Negate and Ignore Effects

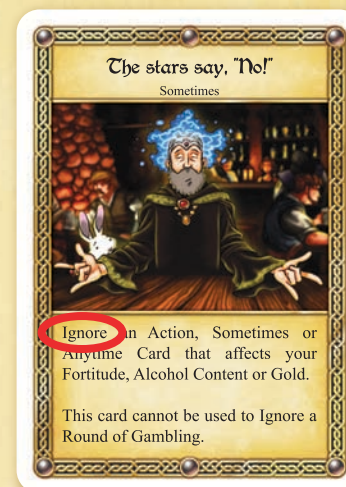
Some Sometimes Cards allow you to Negate or Ignore another card.

When you Negate a card, you completely prevent it from resolving. The Negated card goes to the appropriate discard pile. None of its effects happen.

When you Ignore a card, the card resolves normally, but it has no effect on you. It still affects other players as usual.

Negate Example: Deirdre plays “I’m not that kind of priestess!” to make Zot lose 2 Fortitude. Zot plays “No, Pooky! That’s my friend!” to make Deirdre also lose 2 Fortitude. Deirdre responds with “I don’t think so!” Zot’s card is Negated, so it has no effect. Zot does no damage to Deirdre.

Ignore Example: Zot plays “Oh no! Not again! Pooky’s on a drunken rampage!” to make each other player lose 1 Fortitude. In response, Deirdre plays “Stop being silly!” to Ignore the Fortitude loss. She does not lose Fortitude, but the other players do, since Zot’s card affects them normally when it resolves.



Cards do not Negate or Ignore other cards unless they specifically use the word “Negate” or the word “Ignore.” So, for example, cards which reduce or redirect damage, reduce Alcohol Content, or pass Drinks to other players are not Negating or Ignoring anything.

Many cards allow you to Ignore a Drink Card. You may only play a card of this type on a Drink that you are about to drink. You may not Ignore someone else’s Drink unless that player first passes it to you, splits it with you, or otherwise makes you take effects from it.

Timing

Whenever any card is played or a Drink Card or Drink Event Card is revealed, each player (in turn order, starting with the player who played or revealed the card) may play relevant Sometimes Cards in response.

If no player has any response to a card, that card resolves and its instructions are carried out.

If a player plays a response to a card and that response resolves, each player (in turn order, as above) has another opportunity to respond to the original card. If no player does, the original card resolves.

Timing Example 1: Gerki reveals Light Ale during his Drink Phase. He is holding “Dump it on the floor”, which would allow him to Ignore the Drink. He chooses not to play it, since the Drink only has an Alcohol Content of 1. Deirdre plays “Water into Wine” to add 2 Alcohol Content to the Light Ale. After Deirdre’s card resolves, Gerki will have another opportunity to play “Dump it on the floor” to Ignore the spiked Light Ale, even though he previously chose not to respond.

If two or more players are instructed to reveal and drink Drinks at the same time (for example, with the Drink Event “Drinking Contest!”), they first reveal Drink Cards and Chasers, as appropriate. After that, in turn order (as above), players may play Sometimes Cards that modify Drinks. Anytime Cards may also be played here. When no player has any further responses, each player drinks their Drink simultaneously.

If two or more players wish to respond to the same game event with Sometimes or Anytime Cards, players should take back their plays, then play and resolve their Anytime Cards in turn order, beginning from the player whose turn it is. After that, they should play and resolve their Sometimes Cards in the same way.

If a situation arises in which two or more players are each waiting for the others to act before making a decision, the deadlock should be broken with a similar method. In turn order, beginning with the player whose turn it is, each player declares their choice, then the game continues normally.

Timing Example 2: *Deirdre is at 12 Fortitude and 10 Alcohol Content. On her Drink Phase she reveals Elven Wine. In order to keep from passing out, Deirdre plays “Not now! These men are interested in my religion” to Ignore the Drink. Gerki (sitting to Deirdre’s left) and Zot (sitting to Gerki’s left) each hold an “I don’t think so!”, and each suspects that the other is holding one. Both Gerki and Zot are interested in Negating Deirdre’s Ignore card, but neither wants to be the one to spend their critical “I don’t think so!” To resolve the deadlock, first Gerki, then Zot must either play a response to Deirdre’s card or choose not to. If neither Gerki nor Zot decides to play “I don’t think so!” on Deirdre’s card, Deirdre Ignores her Drink and remains in the game.*

If two or more players wish to respond to sequential game events that occur as the result of a card being played, then players should take back their plays, then play them sequentially.

Timing Example 3: *Zot plays “Oh no! Not again! Pooky’s on a drunken rampage!” to make each other player lose 1 Fortitude. At this point, Gerki wants to play “Hide in shadows” to Ignore the effect and Deirdre wants to play “My Goddess doesn’t like that!” to hit Zot back. Since the game event of responding to Zot’s card happens before the game event of players losing Fortitude, Gerki plays “Hide in shadows” first. Once that card takes effect, Zot’s card resolves, causing each of his opponents (other than Gerki) to lose 1 Fortitude. At this point, Deirdre may play “My Goddess doesn’t like that!” to hit Zot back.*

“Oh, I guess the Wench thought that was her tip...”



Older versions of this card (or any other card) should be played as though they had the revised wording printed on them.

There are four important points to remember about “Oh, I guess the Wench thought that was her tip...”:

- It may not be played in response to “Gambling, I’m in!” or “I raise!” as a means to avoid having to ante.
- It may not be played in response to a card that would end the Round.
- It may not be played after the last player has passed in a Round of Gambling.
- It *may* be played in response to an effect that forces a player to leave the Round of Gambling, even if that effect would result in only one player remaining in the Round.

“The Wench thinks you should stop playing with the drinks.”



Ignoring or Negating a Drink, passing a Drink to another player, splitting a Drink, and increasing or decreasing a Drink’s Alcohol Content are all considered changing the Drink’s effects, so “The Wench thinks you should stop playing with the drinks” can be played in all of these cases.

“The Wench thinks you should stop playing with the drinks” cannot be used to Negate another “The Wench thinks you should stop playing with the drinks.”

“The Wench thinks you should stop playing with the drinks” cannot be used to Negate a card that buys you Drinks, forces you to drink, or directly increases your Alcohol Content.

“The Wench thinks you should stop playing with the drinks” cannot be used to Negate a card that affects a Drink Event Card.

Splitting Drinks

When a card is played that can split or duplicate a Drink, it creates separate, independent Drinks. A card that affects a Drink can only affect *one* of the split Drinks. If a Drink is altered *before* it is split, then the altered Drink is split.

Split Example 1: *Fiona reveals an Elven Wine (3 Alcohol Content). She plays “Come, my friend, sit and drink with me!”, which splits the Drink into two Drinks with 2 Alcohol Content each (3 Alcohol Content split in half, then rounded up). Gerki then plays “Slip a mickey” to add 2 Alcohol Content one of the two Drinks. The result is one Drink with 2 Alcohol Content and another with 4 Alcohol Content.*

Split Example 2: *Gerki plays “Slip a mickey” as soon as the Elven Wine is revealed, making the Elven Wine a Drink with 5 Alcohol Content. Fiona then plays “Come, my friend, sit and drink with me!”, creating two Drinks with 3 Alcohol Content each.*

Mead

Mead (from The Red Dragon Inn 2 and 3) is a Drink that has its own built-in split effect. When a player reveals Mead, players first get an opportunity to affect the Drink. When players are done affecting the Mead, the player who revealed it may choose a player with whom to split it. Players then have another opportunity to affect the split halves of the Mead. Because players have an opportunity to affect the Mead after it is passed, the two players sharing the Mead could end up taking different effects from it!

Mead Example: Deirdre reveals Mead during her Drink Phase. No player alters the Drink, so she decides to split it with Fiona. This creates two copies of Mead with 2 Alcohol Content each (half of 3 rounded up). After this, Gerki plays “Slip a mickey” on Fiona’s Mead, giving it a total Alcohol Content of 4. Each player then drinks her Mead, so Deirdre gains 2 Alcohol Content and Fiona gains 4.

If Mead is the result of a Drink Event Card or if Mead is revealed as a Chaser to another Drink, it may not be split with another player. The player drinking the Mead takes its full effects.



Round on the House

The card Round on the House is similar to a split effect, but is not considered a split effect. When a Drink is revealed for Round on the House, each player immediately receives a separate, independent copy of that Drink. Players do not have an opportunity to affect the Drink *before* it is copied, but may affect the individual copies afterward.

Drinking Contest

When a player reveals a Drinking Contest card as their Drink, each player, starting with the player whose turn it is, reveals the top card of the Drink Deck. If that card is a Drink Event, it has no effect and counts as a 0 Alcohol Content Drink. If it is a Drink with a Chaser, the player continues revealing Drink Cards as appropriate. Once all players have revealed one or more cards from the Drink Deck, players may, in turn order, play Sometimes Cards that modify Drinks. Anytime Cards may also be played here. When all players are done playing cards, each player drinks and discards their Drink, then the player who revealed the Drink with the highest total Alcohol Content receives one Gold from each other player.

If a player would win the Drinking Contest and pass out at the same time, that player collects Gold for winning the contest, then passes out.

If two or more players tie for the Drink with the highest total Alcohol Content, the tied players repeat the process of revealing, modifying, drinking and discarding Drinks until there is a clear winner. If all tied players but one pass out during this process, the remaining player wins the Drinking Contest and does not continue drinking. If all tied players pass out during this process, the Drinking Contest has no winner.

Cards that increase or decrease the Alcohol Content of a Drink *will* affect the outcome of a Drinking Contest. If a Drink is split, Ignored, or given to another player, this does *not* affect the outcome of the contest. If a player somehow takes extra Drinks during a Drinking Contest (with a card like Fiona’s “We’re at an inn, and you’re not drinking. What’s wrong with you!?”), these extra Drinks do *not* affect the outcome of the Drinking Contest.

If a Drink’s total Alcohol Content is less than 0 (such as “We’re cutting you off!”), it counts as a 0 Alcohol Content Drink in a Drinking Contest. The Drink will still affect your Alcohol Content as normal.



Drinking Contest Example 1: In a Drinking Contest, Deirdre reveals Elven Wine (3 Alcohol Content), and Zot reveals Light Ale (1 Alcohol Content). Deirdre plays “Wine into Water”, reducing the Alcohol Content of her Drink to 1, so she ties with Zot. They each gain 1 Alcohol Content, and the Drinking Contest continues.

Drinking Contest Example 2: In another Drinking Contest, Deirdre reveals Dragon Breath Ale (4 Alcohol Content), and Gerki reveals Dark Ale (1 Alcohol Content). Deirdre plays “You look like you need this more than I do!” to give her Drink to Gerki. Gerki gains 5 Alcohol Content, but Deirdre still wins the Drinking Contest.

If you run out of Gold during a Drinking Contest, you will remain in the game at least until the Drinking Contest is finished. Ignore any effects that force you to pay Gold. If you do not win the Drinking Contest, you are out of Gold and out of the game!

Drinking Contest Example 3: Fiona has 1 Gold, and reveals a Drinking Contest on her Drink Phase. As Drinks are revealed by each player, the Drink Deck runs out, so everyone pays 1 Gold to the Inn to get a new Drink Deck. Fiona pays her last Gold, so she will be out of the game if she does not win. She reveals a Dragon Breath Ale and wins the Drinking Contest, receiving a Gold from each other player and staying in the game.

If a player passes out as a result of drinking a Drink during a Drinking Contest, that player loses the game, but does not split their Gold among the other players until after the Drinking Contest is completed. Players who lose the game in this way still must pay one Gold to the winner of the Drinking Contest before splitting their Gold.



The Red Dragon Inn, Fifth Edition
Game Design: Geoff Bottone, Colleen Skadl and Cliff Bohm
Additional Development: Jeff Morrow
Art Direction and Layout: Cliff Bohm
with Art created by Kennon James, Cold FuZion Studios and Beth Trott

WWW.SLUGFESTGAMES.COM
Published by SlugFest Games, Inc. Made in CHINA
Package and Contents © SlugFest Games, Inc. 2006-2013
The SlugFest Games logo and the Red Dragon Inn logo are trademarks of SlugFest Games, Inc.